

Rahman Mostafa Alam & Co.
Chartered Accountants

A Matin & Co. & Consortium
Chartered Accountants

CHITTAGONG PORT AUTHORITY
AUDITORS' REPORT
AND
FINANCIAL STATEMENTS
AS AT AND FOR THE YEAR ENDED 30 JUNE 2022

Rahman Mostafa Alam & Co.
Chartered Accountants

Chattogram Office:
Al Madina Tower, 6th Floor,
88/99 Agrabad C/A, Chattogram
Tel: +880-2-333325314
Email: rmactg@gmail.com

A Matin & Co. & Consortium
Chartered Accountants

Dhaka Office:
60/2 (New) Naya Paltan (1st Floor)
Dhaka-1000
Tel: +880-2048318191
Email: akmatinmatin@yahoo.com

**Independent Auditors' Report
To the Board of the
Chittagong Port Authority**

Qualified Opinion

We have audited the Financial Statements of The **Chittagong Port Authority** ("CPA"), which comprise The Statement of Financial Position as at 30th June, 2022 and The Statement of Profit or Loss and other Comprehensive Income, The Statement of Changes in Equity, The Statement of Cash Flows for the year then ended and notes to the Financial Statements, including a summary of significant accounting policies.

In our opinion, except for the possible effects of the matter described in the basis for qualified opinion section of our report, the accompanying financial statements present fairly, in all material respects, the financial position of the CPA as at 30th June, 2022 and its financial performance and its cash flows for the year then ended in accordance with International Financial Reporting Standards (IFRSs).

Basis for Qualified Opinion

- i. The CPA has fixed deposit of Tk. 184.7 crore held with Padma Bank Limited. The Bank has defaulted on paying back due principal and interest amounts in the past.
As per document of the bank published in its website (*Disclosure on Risk based Capital Requirement under Pillar -3 of Basel III as on 31 December, 2021*), as of 31 December 2021, the bank had the following financial position:
 - a. Its Tier-1 capital was Tk. 408.0 crore;
 - b. It had accumulated loss of Tk. 2,696.0 crore; that means it had negative equity of Tk. 2,288.0 crore;
 - c. It had Tk. 5,808.0 crore outstanding loan receivable, of which Tk. 3,905.0 crore (67.2%) was classified loan.
 - d. Against classified loan of Tk. 3,905.0 crore, required specific provision was not disclosed.

However, it had maintained Tk. 1,799.0 crore specific provision and Tk. 530.0 crore general provision (total provision for Tk. 2,329.0 crore was maintained).

Under the circumstance, the bank is unlikely to be in a position to pay back CPA's deposits in the foreseeable future out of its own sources in normal course of business. As a result, it is highly uncertain as to whether, when and to what extent the amount of Tk. 184.7 crore will be recovered or not. However, no provision has been maintained in these financial statements against the net deposit of Tk. 184.7 crore with the bank.



Emphasis of Matter

Without qualifying our opinion, we draw attention to the following matters: -

- i. Until the previous year ended on June 30 2021, interest accrued on FDR (Note: 03.02, 23.00 and 23.01) had been wrongly transferred to various accounts under the equity capital such as provisions, reserves and funds, and un-appropriated surplus instead of crediting to revenue as interest income. However, in the current year ended on June 30 2022 interest so accrued on FDR has been credited to revenue as interest income (Note No: 23.00) in compliance with IFRS -15 (Revenue from Contract with Customers). Accordingly previous year's interest income has been restated in the Statement of Profit or Loss and Other Comprehensive Income.

Though accrued interest on FDR had been credited to equity capital under various accounts (Note No. 05.00, 06.00 and 08.00) over the years, however, income tax had been all along computed and charged considering such accrued interest as income. As a result, there had been no shortfall in income tax charge/ payment/provision as of 30 June 2021 because of direct transfer of interest accruals to the equity capital account instead of revenue account. Therefore, there is no need to restate equity capital under various heads: reserve and fund (Note No. 05.00), un-appropriated surplus (Note No. 06.00) and Provision Account (Note No. 08.00) in the Balance Sheet as of June 30 2021.

- ii. We have not obtained sufficient appropriate audit evidence against the following accounts under Capital Work in Progress :
 - a. Tk. 2,194.2 crore on account of Other Projects.
 - b. Tk. 1,316.1 crore on account of Patanga Container Terminal (PCT).
 - c. Tk. 1,081.4 crore on account of Procurement of Equipment's for NCT CPA.
 - d. Tk. 531.9 crore on account of Procurement of Necessary Equipment's for Various Yards and terminal For Chattogram Port.
 - e. Tk. 411.4 crore on account of Navigability Enhancement in Karnophuli River by Dredging form Sadaghat to Bakaliar Char.
 - f. Tk. 349.4 crore on account of Construction of Bay Terminal.
 - g. Tk. 320.2 crore on account of Matarbari Port Development Project.
 - h. Tk. 253.9 crore on account of Capital Dredging.
 - i. Tk. 188.6 crore on account of Procurement of 02(Two) Nos. Tug Boat (70 ton BP/5000 BHP).
 - j. Tk. 123.5 crore on account of NCT Back-up Facilities Behind Berth No. 4 & 5.

As a result, we could not examine whether or not the above-noted accounts are fairly presented in the financial statements (Note No. 11.00 to the financial statements);

- iii. Provisions against various Accounts Tk. 6,565.7 crore
We have not obtained sufficient appropriate audit evidence against the above-noted account; therefore, we could not examine whether or not the amount of provision is fairly presented in the financial statements (Note No. 08.00 to the financial statements);



- iv. Sundry Credit Balance (Creditors and Accruals): Tk. 3,295.0 crore
We have not obtained sufficient appropriate audit evidence against the above-noted account; therefore, we could not examine whether or not the amount of the credit balance is fairly presented in the financial statements (Note No. 18.01 to the financial statements).
- v. No impairment test of its assets had been conducted by the CPA for the year 2021-22 according to IAS – 36: Impairment of Assets. Therefore, we can't ascertain whether any asset of CPA has incurred impairment loss or not;
- vi. As per IAS – 12: Income Taxes, CPA is yet to create provision for Deferred Tax Liability and disclose it as a separate line item in the Statement of Financial Position;
- vii. CPA has recorded an amount of Tk. (12,404,459) as prior years' adjustment under Statement of Profit or Loss and Other Comprehensive Income (Note -25). We were unable to verify the amount due to unavailability of related documents. Moreover, according to IAS-10 (Events after Reporting Period) prior years' adjustment should be treated as re-statement of financial statements. Thus, the related IAS-10 is not complied with in this context;

Responsibilities of Management and those Charged with Governance for the Financial Statements

Management is responsible for the preparation and fair presentation of financial statements in accordance with IFRSs, The Chattogram Port Authority Act, 2022 and other applicable laws and regulations and for such internal control as management determines is necessary to enable the preparation of financial statements that are free from material statement, whether due to fraud or error.

In preparing the financial statements, management is responsible for assessing the CPA's ability to continue as a going concern, disclosing, as applicable, matters related to going concern and using the going concern basis of accounting unless management either intends to liquidate the CPA or to cease operations or has no realistic alternative but to do so.

Those charged with governance are responsible for overseeing the CPA's financial reporting process.

Auditors' Responsibilities for the Audit of the Financial Statements

Our objectives are to obtain reasonable assurance about whether the financial statements as a whole are free from material misstatement, whether due to fraud or error, and to issue an auditor's report that includes our opinion. Reasonable assurance is a high level of assurance, but is not guarantee that an audit conducted in accordance with ISAs will always detect a material misstatement when it exists. Misstatements can arise from fraud or error and are considered material if, individually or in the aggregate, they could reasonably be expected to influence the economic decisions of users taken on the basis of these financial statements.

As part of an audit in accordance with ISAs, we exercise professional judgment and maintain professional skepticism throughout the audit. We also:



- Identify and assess the risks of material misstatement of the financial statements, whether due to fraud or error, design and perform audit procedures responsive to those risks, and obtain audit evidence that is sufficient and appropriate to provide a basis for our opinion. The risk of not detecting a material misstatement resulting from fraud is higher than for one resulting from error, as fraud may involve collusion, forgery, intentional omissions, misrepresentations, or the override of internal control.
- Obtain an understanding of internal control relevant to the audit in order to design audit procedures that are appropriate in the circumstances, but not for the purpose of expressing an opinion on the effectiveness of the CPA's internal control.
- Evaluate the appropriateness of accounting policies used and the reasonableness of accounting estimates and related disclosures made by management.
- Conclude on the appropriateness of management's use of the going concern basis of accounting and, based on the audit evidence obtained, whether a material uncertainty exists related to events or conditions that may cast significant doubt on the CPA's ability to continue as a going concern. If we conclude that a material uncertainty exists, we are required to draw attention in our auditor's report to the related disclosures in the financial statements or, if such disclosures are inadequate, to modify our opinion. Our conclusions are based on the audit evidence obtained up to the date of our auditor's report. However, future events or conditions may cause the CPA to cease to continue as a going concern.
- Evaluate the overall presentation, structure and content of the financial statements, including the disclosures, and whether the financial statements represent the underlying transactions and events in a manner that achieves fair presentation.

We communicate with those charged with governance regarding, among other matters, the planned scope and timing of the audit and significant audit findings, including any significant deficiencies in internal control that we identify during our audit.

We also provide those charged with governance with a statement that we have complied with relevant ethical requirements regarding independence, and to communicate with them all relationships and other matters that may reasonably be thought to bear on our independence, and where applicable, related safeguards.

From the matters communicated with those charged with governance, we determine those matters that were of most significance in the audit of the financial statements of the current period and are therefore the key audit matters. We describe these matters in our auditor's report unless law or regulation precludes public disclosure about the matter or when in extremely rare circumstances, we determine that a matter should not be communicated in our report because the adverse consequences of doing so would reasonably be expected to outweigh the public interest benefits of such communication




Report on other Legal and Regulatory Requirements

In accordance with **The Chattogram Port Authority Act, 2022** and other applicable laws and regulations, we also report that except the matters described in the Basis for Qualified Opinion Section of our report:

- a) we have obtained all the information and explanations which to the best of our knowledge and belief were necessary for the purposes of our audit and made due verification thereof;
- b) in our opinion, proper books of account as required by law have been kept by the CPA so far as it appeared from our examination of those books; and
- c) the statements of financial position and statements of profit or loss and other comprehensive income dealt with by the report are in agreement with the books of account and returns.

Rahman Mostafa Alam & Co.
Chartered Accountants



Signed By
Arafat Kamal FCA
ICAB Enrollment Number: 1184
DVC: 2303021184AS672778
Date: March 02, 2023
Place: Chattogram



A Matin & Co. & Consortium
Chartered Accountants

On behalf of the Consortium



Signed By
Khan Tariqul Islam FCA
Islam Quazi Shafique & Co.
Chartered Accountants
ICAB Enrollment Number: 0501
DVC: 2303020501AS679806
Date: February 28, 2023
Place: Dhaka




CHITTAGONG PORT AUTHORITY
STATEMENT OF FINANCIAL POSITION
AS AT 30 JUNE 2022

	Note(s)	Amount in Taka	
		30 June 2022	30 June 2021
<u>SOURCES OF FUND</u>			
Capital Fund	4.00	73,362,383,993	68,664,238,487
Reserve and Fund	5.00	61,562,949,841	53,569,008,894
Unappropriated Surplus	6.00	9,730,112,034	8,868,157,362
Fair Value Reserve on Investment in Share	7.00	(26,744,338)	(30,948,018)
Equity and Fund		144,628,701,530	131,070,456,725
Provision Account	8.00	65,656,412,239	59,847,415,278
Long Term Loan	9.00	386,292,472	435,000,292
		210,671,406,241	191,352,872,295
<u>APPLICATION OF FUND</u>			
Operating Assets (At cost)	10.00	67,738,041,178	62,369,455,707
Capital Work-in-progress	11.00	71,988,694,532	65,306,964,691
Investment in Shares	12.00	25,747,540	21,543,860
Fixed Deposit Receipt	13.00	90,971,913,211	87,207,253,339
Loan to Payra Port		496,200,000	496,200,000
Intangible Assets		710,502,983	32,182,251
		231,931,099,444	215,433,599,848
<u>CURRENT ASSETS</u>			
Interest Receivable on Fixed Deposits		1,420,444,734	1,437,635,152
Stores	14.00	7,307,243	7,307,243
Debtors	15.00	2,798,308,997	2,829,944,890
Advance, Deposits and Pre-payments	16.00	15,314,661,048	12,483,044,906
Cash and Cash Equivalents	17.00	506,088,713	369,076,651
		20,046,810,735	17,127,008,842
<u>CURRENT LIABILITIES</u>			
Creditors and Accruals	18.00	41,306,503,938	41,207,736,395
		41,306,503,938	41,207,736,395
NET CURRENT ASSETS		(21,259,693,203)	(24,080,727,553)
CAPITAL EMPLOYED		210,671,406,241	191,352,872,295

The annexed notes from 01 to 25 form an integral part of these financial statements.



C. F. & A. O


MEMBER (FINANCE)


CHAIRMAN

Signed in terms of our separate report of even date

Rahman Mostafa Alam & Co.
Chartered Accountants



Signed By
Arafat Kamal FCA
ICAB Enrollment Number: 1184
DVC: 2303021184AS672778
Date: March 02, 2023
Place: Chattogram



A Matin & Co. & Consortium
Chartered Accountants
On behalf of the Consortium



Signed By
Khan Tariqul Islam FCA
Islam Quazi Shafique & Co.
Chartered Accountants
ICAB Enrollment Number: 0501
DVC: 2303020501AS679806
Date: February 28, 2023
Place: Dhaka




CHITTAGONG PORT AUTHORITY
STATEMENT OF PROFIT OR LOSS AND OTHER COMPREHENSIVE INCOME
FOR THE YEAR ENDED 30 JUNE 2022

	Note(s)	Amount in Taka	
		01 July 2021 to 30 June 2022	01 July 2020 to 30 June 2021
INCOME:			
Dues and Charges:			
On Vessels	19.01	4,967,988,618	4,996,773,637
On Cargo	19.02	29,623,028,994	24,805,941,546
		34,591,017,612	29,802,715,183
Miscellaneous Income	20.00	359,816,419	422,599,576
Rent on Land		500,315,595	301,210,482
		35,451,149,626	30,526,525,241
EXPENDITURE:			
Operating Expenses	21.00	15,020,589,575	14,649,446,552
Administrative and General Expenses	22.00	4,645,443,998	4,278,005,317
		19,666,033,573	18,927,451,869
Net Surplus Operation		15,785,116,053	11,599,073,372
Interest Income	23.00	5,273,436,714	5,788,577,452
Profit/(Loss) on Sale of Operating Assets	24.00	924,200	3,231,998
		5,274,360,914	5,791,809,450
Net Surplus Before Tax		21,059,476,967	17,390,882,822
Provision for Corporate Tax		(5,510,000,000)	(4,400,000,000)
Net Surplus after Provision for Tax		15,549,476,967	12,990,882,822
Other Comprehensive Income:			
Unrealized Gain/(Loss) On Investment In Shares	12.00	4,203,680	6,830,980
Total Comprehensive Income For The Year		15,553,680,647	12,997,713,802
Add: Unappropriated Surplus Brought Forward		8,837,209,344	9,572,476,820
Prior Years' Adjustment	25.00	(12,404,459)	(118,245,543)
		8,824,804,885	9,454,231,277
Net Surplus Available for Appropriation		24,378,485,532	22,451,945,079
Capital Fund		4,160,448,897	4,134,624,345
Revenue Reserve Fund		6,373,490,069	5,913,534,397
Sinking Fund		425,822	1,801,576
Depreciation Provision Account		2,218,642,357	1,799,633,835
Bad Debt Provision Account		9,224,025	32,990,357
Self Insurance Provision Account		244,005,289	87,830,884
Pension Fund		1,668,881,376	1,644,320,341
Unappropriated surplus		9,703,367,697	8,837,209,344
		24,378,485,532	22,451,945,079

The annexed notes from 01 to 25 form an integral part of these financial statements.


C. F. & A. O


MEMBER (FINANCE)


CHAIRMAN


Signed in terms of our separate report of even date

Rahman Mostafa Alam & Co.
Chartered Accountants


Signed By
Arafat Kamal FCA
ICAB Enrollment Number: 1184
DVC: 2303021184AS672778
Date: March 02, 2023
Place: Chattogram



A Matin & Co. & Consortium
Chartered Accountants

On behalf of the Consortium

Signed By
Khan Tariqul Islam FCA
Islam Quazi Shafique & Co.
Chartered Accountants
ICAB Enrollment Number: 0501
DVC: 2303020501AS679806
Date: February 28, 2023
Place: Dhaka



CHITTAGONG PORT AUTHORITY
STATEMENT OF CHANGES IN EQUITY
FOR THE YEAR ENDED 30 JUNE 2022

	Capital Fund	Sinking Fund	Revenue Reserve Fund	Pension Fund	Unappropriated Surplus	Amount in Taka
Balance as at 01 July 2021 (Restated)	68,664,238,487	4,624,755	25,777,903,903	27,786,480,236	8,868,157,362	131,101,404,743
Prior years' adjustments made during the year 2020-21	-	-	-	-	(12,404,459)	(12,404,459)
Net surplus during the year after tax and before appropriation	-	-	-	-	15,549,476,966	15,549,476,966
Appropriation of net surplus during the year	4,160,448,897	425,822	6,373,490,069	1,668,881,376	(12,203,246,164)	-
Appropriation of interest income during the year to provision Accounts (note: 08)	-	-	-	-	(2,471,871,671)	(2,471,871,671)
Transferred from Depreciation provision account	488,988,789	-	-	-	-	488,988,789
Payment made to unfit Labor of DWMB	-	-	-	-	-	-
Payment of principal of Govt. Loan (ADB/CPTFP)	-	(48,707,820)	-	-	-	(48,707,820)
Capitalization of Loan	48,707,820	-	-	-	-	48,707,820
Adjustment /Correction in Balance	-	-	(148,500)	-	-	(148,500)
Transferred to Sinking Fund from Revenue Reserve Fund	-	200,000,000	(200,000,000)	-	-	-
Balance as at 30 June 2022	73,362,383,993	156,342,757	31,951,245,472	29,455,361,612	9,730,112,034	144,655,445,868

Balance as at 01 July 2021 (Restated)

Prior years' adjustments made during the year 2020-21

Net surplus during the year after tax and before appropriation

Appropriation of net surplus during the year

Appropriation of interest income during the year to provision Accounts (note: 08)

Transferred from Depreciation provision account

Payment made to unfit Labor of DWMB

Payment of principal of Govt. Loan (ADB/CPTFP)

Capitalization of Loan

Adjustment /Correction in Balance

Transferred to Sinking Fund from Revenue Reserve Fund

Balance as at 30 June 2022


C. F. & A. O

MEMBER (FINANCE)


CHAIRMAN



**CHITTAGONG PORT AUTHORITY
STATEMENT OF CASH FLOWS
FOR THE YEAR ENDED 30 JUNE 2022**

	Amount in Taka	
	01 July 2021 to 30 June 2022	01 July 2020 to 30 June 2021
A. Cash flows from operating activities		
Cash Received Against Dues & Charges	34,622,653,505	30,200,829,257
Miscellaneous Income	359,816,419	422,599,576
Rent on Land	500,315,595	301,210,482
Interest Income	3,222,171,983	4,691,217,436
Cash Payment Related to Cost and Other Expenses	(18,307,003,537)	(16,534,324,532)
Corporate Tax paid	(5,331,858,255)	(4,563,059,009)
Net Cash Inflow/(Outflow) from Operating Activities	15,066,095,710	14,518,473,210
B. Cash flows from investing activities		
Acquisition of Property, Plant & Equipment	(10,387,172,307)	(10,102,414,726)
Capital Work in Progress	(6,667,777,721)	(5,442,581,241)
Investment	2,173,650,000	-
Sale of Fixed Assets	924,200	3,232,995
Net Cash Inflow/(Outflow) from Investing Activities	(14,880,375,828)	(15,541,762,972)
C. Cash flows from financing activities		
Payment of Principal Amount of Foreign Loan	(48,707,820)	(48,707,820)
Net Cash Inflow/(Out flow) Inter Companies and Others	(48,707,820)	(48,707,820)
D. Net Increase/(Decrease) in Cash and Cash Equivalents(A+B+C)	137,012,062	(1,071,997,582)
E. Opening Cash and Cash Equivalents	369,076,651	1,441,074,233
F. Closing Cash and Cash Equivalents (D+E)	506,088,713	369,076,651


C. F. & A. O


MEMBER (FINANCE)


CHAIRMAN



CHITTAGONG PORT AUTHORITY
NOTES TO THE FINANCIAL STATEMENTS
AS AT AND FOR THE YEAR ENDED 30 JUNE 2022

1.00 BACKGROUND AND OBJECTIVES

The Chittagong Port Authority was established with the promulgation of the Chittagong Port Authority Ordinance (Ordinance no. LII of 1976) by taking over the assets, liabilities and operations of Chittagong Port Trust for development of Chittagong port and for the matters connected therewith or incidental there to the Chittagong Port. Under the Ordinance the Chittagong Port Authority is a body corporate having perpetual succession and common seal.

The Authority is a Self-Financing organization administered by the Ministry of Shipping, Government of Bangladesh.

The functions of the Authority are to provide the port services, regulate and control berthing and movement of vessels and navigation within the port.

2.00 BASIS OF PREPARATION

2.01 Basis of Accounting

These Financial Statements have been prepared in accordance with International Financial Reporting Standards (IFRS), International Accounting Standards (IAS), Chittagong Port Authority Ordinance 1976 and other applicable laws and regulations.

2.02 Basis of Reporting

The financial statement are prepared and presented for external users by the organization in accordance with identified financial reporting framework. Presentation has been made in compliance with the requirements of IAS 1 - "Presentation of Financial Statements". The financial statements comprise of:

- a) A statement of financial position as at 30 June 2022
- b) A statement of profit or loss and other comprehensive income for the year ended 30 June 2022
- c) A statement of changes in equity for the year ended 30 June 2022
- d) A statement of cash flows for the year ended 30 June 2022
- e) Notes, comprising a summary of significant accounting policies and explanatory information.

2.03 Application of International Accounting Standards (IASs):

Following IASs and IFRSs are applicable for the Preparation & Presentation of Financial Statements:

IAS- 01	Presentation of Financial Statements
IAS- 02	Inventories
IAS- 07	Statement of Cash Flows
IAS- 08	Accounting Policies, Changes in Accounting Estimates and Errors
IAS- 10	Events after the Reporting Period
IAS- 12	Income Taxes
IAS- 16	Property, Plant and Equipment
IAS- 19	Employee Benefits
IAS- 20	Accounting for Government Grants and Disclosure of Government Assistance
IAS- 21	The Effects of Changes in Foreign Exchange Rates
IAS- 23	Borrowing Cost
IAS- 32	Financial Instruments: Presentation
IAS- 36	Impairment of Assets
IAS- 37	Provisions, Contingent Liabilities and Contingent Assets.
IAS- 38	Intangible Assets
IFRS-05	Non-current Assets Held for Sale and Discontinued Operation
IFRS-15	Revenue from Contract with Customers
IFRS-16	Leases



2.04 CPA has appointed a consultant (CNS Ltd), who is currently developing the conceptual framework of CPA's Financial Statements in accordance with all applicable International Accounting Standards (IAS) and International Financial Reporting Standards (IFRS). The consultant (CNS Ltd.) had disclosed the matter in INCEPTION REPORT under Para 9 of SCOPE MODULES FOR ENHANCEMENT, DEVELOPMENT AND INTREGRATION.

2.05 Basis of Measurement

These financial statements have been prepared on a going concern basis under historical cost convention.

2.06 Functional and Presentation Currency

These financial statements are presented in BDT, which is the Authority's functional currency.

2.07 Use of Estimates and Judgments

The preparation of the Financial Statements is in conformity with IAS and IFRS requires management to make judgments, estimates and assumptions that affect the application of accounting policies and the reported amounts of assets, liabilities, income and expenses. Actual results may differ from these estimates.

Estimates and underlying assumptions are reviewed on an ongoing basis. Revisions to accounting estimates are recognized in the period in which the estimates are revised and in any future period affected.

Judgements, Assumptions and Estimation Uncertainties

In particular, information about significant areas of estimation, uncertainty and critical judgments in applying accounting policies that have the most significant effect on the amounts recognized in the financial statements is included in the following notes:

- Note 10.00 : Operating Assets
- : Intangible Assets
- Note 15.00 : Stores
- Note 16.00 : Debtors
- Note 19.00 : Creditors and Accruals

3.00 SIGNIFICANT ACCOUNTING POLICIES

3.01 Operating Assets

3.01.01 Recognition and Measurement

Operating assets are stated at cost. Cost includes expenditures that are directly attributable to the acquisition of the assets. The cost of constructed/installed assets includes the cost of materials and direct labor and other costs directly attributable to bringing the assets to a working condition for their intended use.

3.01.02 Consistency

Unless otherwise stated, the accounting policies and methods of computation used in preparation of Financial Statements for the year ended 30 June 2022 are consistent with those policies and methods adopted in preparing the financial statements for the year ended 30 June 2021.

3.01.03 Depreciation

- (a) Depreciation is charged on all operating assets with the exception of freehold land and capital work-in- progress so as to write off the operating assets over their expected useful lives. Straight-line method of depreciation has been consistently applied and the amount of depreciation is transferred to depreciation provision account from where expenditure of renewals and replacement are usually met.
- (b) No depreciation has been charged on the year of addition and deletion of operating assets.
- (c) The rates of depreciation which have been consistently applied year to year as per opinion of EWP Associates, consultant appointed by World Bank for Chittagong Port development Project under IDA credit No. 1124-BD TA IV and decisions of CPA Board made from time to time are as follows:



NAME OF ASSETS	ESTIMATED USEFUL LIFE (Year)	ANNUAL RATE (%)
Jetties, Slipway and other structures	40	2.5
Building, Sheds and other constructions	10 - 40	2.5 - 10
Plant and Machinery	5 - 20	5-20
Tugs, Vessels and Launches	15	6.66
Mooring, Pontoon, Dredger and Floating Cranes	5 - 20	5 - 20
Electrical Equipments & Installation	5 - 15	6.66 - 20
Transport Vehicles	5 -15	6.66 - 20
Furniture, Fixture and Equipments	10 -15	6.66 - 10
Other Assets	5 - 15	6.66 - 20
Cargo Handling Equipments	5 - 15	6.66 - 20

3.02 Fixed Deposit

- (a) This represents 566 numbers of FDRs made on different dates with different scheduled banks for the tenure of one year. Total FDR includes the deposit of balance in different funds such as Revenue Reserve fund, Depreciation Reserve Fund, Reserve for Bad debts, Self Insurance Fund, Sinking Fund, Pension Fund and Capital Fund.
- (b) Interest accrued on Fixed Deposits are not added with deposits i.e. the amount of Fixed Deposits shown on statement of financial position is the amount of aggregate face value of those Fixed deposits only.

3.03 Stores

Stores are valued at periodic average cost consistently. According to the consistent practices of the Authority, the value of the closing stock of Medicines, Printing and Stationery are not considered in the accounts as these items are charged out directly against revenue on procurement.

3.04 Employee Benefit Schemes

The authority has constituted two recognized provident funds namely General Provident Fund and Contributory Provident Fund & Benevolent Fund as per the rules of Govt. of Bangladesh. The authority makes contributions to provident fund and benevolent fund as per rule.

3.05 Pension Fund

No objection regarding implementation of pension scheme has been issued by Finance Division, Ministry of Finance vide letter no: 07.00.0000.126.00.071.2012-174, Dated: 22/08/2013. But no separate Fund has been constituted & final approval of pension fund is still pending. According to CPA's practice of Interest income from FDR of pension fund is recorded on cash basis and the gross interest income amount including Excise Duty and Advance Income Tax, is posted in ledger by debiting the Fixed Deposit Receipt (Code-105) and Crediting directly into the Accrued Interest (Code-148) and then the net Interest amount excluding Excise Duty and Advance Income Tax, is posted by debiting the Accrued Interest (Code-148) and Crediting the Pension Fund (Code-203).

3.06 Provisions

A provision is recognized if, as a result of a past event, the authority has a present legal or constructive obligation that can be estimated reliably, and it is probable that an outflow of economic benefit will be required to settle the obligation.

3.07 Advance, Deposits and Pre-payments

Advances are initially measured at cost. After initial recognition, advances are carried at cost less deductions, adjustments or charges to other heads such as Property, Plant and Equipment, Inventory or Expenses.

3.08 Revenue Recognition

Revenue is recognized as and when services are rendered / upon receipt of paper document.

3.09 Income Tax

Provision for income tax has been made in to the financial statements in accordance with Income Tax Ordinance 1984.



3.10 Debtors

No provision against debts specifically considered irrecoverable has been made in the accounts, but a general provision of Taka 250.00 Lakhs has been made during the year as per approved budget.

3.11 Interest Income

Until the previous year ended on June 30 2021, interest accrued on FDR (Note: 03.02, 23.00 and 23.01) had been wrongly transferred to various accounts under the equity capital such as provisions, reserves and funds, and un-appropriated surplus instead of crediting to revenue as interest income. However, in the current year ended on June 30 2022 interest so accrued on FDR has been credited to revenue as interest income (Note: 23.00) in compliance with IFRS -15 (Revenue from Contract with Customers).

3.12 Long Term Loan (No: BAN/2147)

This Loan has been taken from Asian Development Bank through GOB against CPTEP Project of CPA. The Loan amount is 12.7168 million USD. Duration of Loan Payment is 20 years. The first installment of principal paid during financial year 2014-2015. The rate of interest is 6% & payment of interest started from June, 2010.

3.13 Measurement of Fair Value

When measuring the fair value of an asset or liability, the entity uses market observable data as far as possible. Fair values are categorized into different levels in a fair value hierarchy based on the inputs used in the valuation techniques as follows.

Level 1: Quoted prices (unadjusted) in active markets for identical assets and liabilities.

Level 2: Inputs other than quoted prices included in Level 1 that are observable for the asset or liability, either directly (i.e. as prices) or indirectly (i.e. derived from prices).

Level 3: Inputs for the assets or liabilities that are not based on observable market data.

If the inputs used to measure the fair value of an asset or liability might be categorized in different levels of the fair value hierarchy as the lowest level input that is significant to the entire measurement.

Share of ICB Islami Bank has been valued at market price as on June 30, 2022.

3.14 General

The figures in these accounts have been rounded off to the nearest taka. Previous year's figures have been rearranged, wherever necessary, to conform to current year's presentation.

3.15 Impairment

There was no impairment Review Performed during the year 2021-2022.

3.16 No information was provided by different departments regarding asset held for sale or discontinued operation.



Amount in Taka	
30 June 2022	30 June 2021
68,664,238,487	63,939,635,028
4,160,448,897	4,000,000,000
72,824,687,384	67,939,635,028
488,988,789	541,846,165
73,313,676,173	68,481,481,193
-	134,624,345
-	(574,871)
48,707,820	48,707,820
-	-
-	-
73,362,383,993	68,664,238,487

4.00 Capital Fund

Opening Balance (Restated)
Appropriation of Net Surplus during the Year as Per Revenue Account

Transferred from Depreciation Reserve Fund

Transferred from Interest Income
Payment made to unfit labor of DWMB
Capitalization of Loan
Adjustment of Interest Income
Adjustment/Correction in Balance

5.00 Reserve and Fund

Opening Balance (Restated)
Appropriation of net Surplus during the year
Payment of Principal of Loan taken from ADB
Adjustment/Correction in Balance
Transferred from Interest Income
Surplus Money Deposited to the Govt. Treasury under Finance act 04/2020
Payment to Payra Port Authority as per Govt. Decision
Payment to PM Asrayan Project -2
New Investment in Pension Fund
Transferred to Sinking Fund Revenue Reserve Fund
Adjustment of interest income

	Amount in Taka			
	Sinking Fund	Revenue Reserve Fund	Pension Fund	30 June 2021
	4,624,755	25,777,903,903	27,786,480,236	80,923,262,514
	425,822	6,373,490,069	1,668,881,376	4,000,000,000
	(48,707,820)	-	-	(48,707,820)
	-	(148,500)	-	(148,500)
	-	-	-	3,559,656,314
	-	-	-	(30,000,000,000)
	-	-	-	(4,619,000,000)
	-	-	-	(250,000,000)
	-	-	-	3,797,886
	200,000,000	(200,000,000)	-	-
	156,342,757	31,951,245,472	29,455,361,612	53,569,008,894

6.00 Unappropriated Surplus

Opening Balance
Prior years' Adjustments Made during the Year 2019-20
Net Surplus during the Year after Tax and before Appropriation
Appropriation of Net Surplus during the Year

Amount in Taka	
30 June 2022	30 June 2021
8,868,157,362	9,610,255,818
(12,404,459)	(118,245,543)
15,549,476,966	12,990,882,822
(14,675,117,835)	(13,614,735,735)
9,730,112,034	8,868,157,362



7.00 Fair Value Reserve on Investment in Share
 Opening Balance
 Unrealized Gain/(Loss) on Investment In Shares

Amount in Taka	
30 June 2022	30 June 2021
(30,948,018)	(37,778,998)
4,203,680	6,830,980
(26,744,338)	(30,948,018)

8.00 Provision Account

Particulars	Depreciation Account		Provision Account		Bad Debt Provision Account	Self Insurance Provision Account	Balance as at 30 June 2022	Balance as at 30 June 2021
	Accumulated Depreciation	Depreciation	Depreciation Fund Account	Depreciation Fund Account				
Opening Balance (Restated)	32,099,569,482	24,096,140,203	1,001,622,923	2,650,082,670	59,847,415,278	55,023,479,299		
Add: Provided/charge during the year	3,755,013,790	-	25,000,000	50,000,000	3,830,013,790	3,548,516,828		
Add: Appropriation of income during the year	-	2,218,642,357	9,224,025	244,005,289	2,471,871,671	1,920,455,076		
Less: Adjusted against deletion of Assets	(3,899,711)	-	-	-	(3,899,711)	(103,189,760)		
Transferred to Capital Fund for Renewals and Replacement	-	(488,988,789)	-	-	(488,988,789)	(541,846,165)		
Balance as on 30 June 2022	35,850,683,561	25,825,793,771	1,035,846,948	2,944,087,959	65,656,412,239	59,847,415,278		
Balance as on 30 June 2021	32,099,569,482	24,096,140,203	1,001,622,923	2,650,082,670				

9.00 Long Term Loan (ADB/BAN 2147)

Opening Balance
 Payment during the year

Amount in Taka	
30 June 2022	30 June 2021
435,000,292	483,708,112
(48,707,820)	(48,707,820)
386,292,472	435,000,292



10.00 Operating Assets (At Cost)

	Cost			Depreciation			Amount in Tk.
	Balance as on 01 July 2021	Addition during the Year	Disposal during the Year	Balance as at 30 June 2022	Charged during the Year	Adjustment for Disposal	
Land	788,070,166	-	-	788,070,166	-	-	788,070,166
Cargo Handling Equipment	12,027,927,434	240,445,968	3,899,711	12,264,473,691	866,412,719	3,899,711	3,240,617,811
Jetties, Slipway and Other Structure	9,661,049,115	381,762,309	-	10,042,811,424	324,036,908	-	5,544,056,602
Building, Sheds and Other Construction	19,138,574,106	1,760,201,300	-	20,898,775,406	1,198,839,987	-	12,833,890,731
Plant and Machinery	3,316,337,868	103,849,364	-	3,420,187,232	209,017,325	-	538,651,693
Tugs, Vessels and Launches	5,767,999,552	415,537,148	-	6,183,536,700	281,675,058	-	2,654,196,904
Mooring, Pontoon, Dredger and Floating Cranes	5,043,189,502	691,006,910	-	5,734,196,412	285,643,093	-	2,098,325,271
Electrical Installation	3,890,716,810	551,304,064	-	4,442,020,874	294,960,229	-	1,798,664,572
Motor Vehicles	922,766,780	5,880,900	-	928,647,680	82,246,075	-	411,740,965
Furniture, Fixture and Office Equipment	229,361,242	56,046,224	-	285,407,466	21,966,791	-	108,269,580
Other Assets	1,583,463,132	744,215,773	-	2,327,678,905	190,215,605	-	1,448,638,056
Container Handling Equipment	-	422,235,223	-	422,235,223	-	-	422,235,223
Balance as at 30 June 2022	62,369,455,707	5,372,485,183	3,899,711	67,738,041,178	3,755,013,790	3,899,711	31,887,357,574
Balance as at 30 June 2021	56,857,340,780	5,615,305,684	103,190,757	62,369,455,707	3,473,516,828	103,189,760	30,269,886,181

Depreciation allocated to:	Allocation	01 July 2021 to 30 June 2022	01 July 2020 to 30 June 2021
Operating Expenses(Note-22)	97.77%	3,671,102,867	3,404,365,651
Administrative Expenses (Note-23)	2.23%	83,910,923	69,151,177
	100.00%	3,755,013,790	3,473,516,828



Amount in Taka		
30 June 2022	30 June 2021	
Opening Balance	65,306,964,691	53,885,213,385
Addition during the Year	12,773,382,864	16,397,120,961
Capitalized during the Year	(4,698,722,398)	(4,975,369,655)
Adjustment during the Year	(1,392,930,625)	-
71,988,694,532	65,306,964,691	

11.00 Capital work in progress

Opening Balance	65,306,964,691	53,885,213,385
Addition during the Year	12,773,382,864	16,397,120,961
Capitalized during the Year	(4,698,722,398)	(4,975,369,655)
Adjustment during the Year	(1,392,930,625)	-
71,988,694,532	65,306,964,691	

Breakup of Capital Work in Progress:

01. Shifting & RE-Construction of Service Jetty	827,611,206	827,611,206
02. Procurement of equipments for NCT CPA	10,813,769,060	10,813,769,060
03. Construction of Bay Terminal	3,494,509,246	3,144,094,807
04. Construction of Laldia Bulk Terminal	-	53,807
05. Navigability enhancement in Karnophuli River by dredging from Sadaghat to Bakaliar Char	4,114,240,703	4,156,826,631
06. Dredging of Reju Khal for Navigability of Passenger/Cruise Ship	-	66,788,238
07. Techno-Economical Feasibility Study of Mirasarai/Sitakunda	101,570,998	101,570,998
08. Strategic Floating Harbour at outer Anchorage	109,071,115	109,071,115
09. Film on Liberation War	13,071,496	13,071,496
10. Procurement of 2 Nos. Mobile Harbour Crane	954,294,000	954,294,000
11. Construction of New Mooring Overflow Container Yard	843,225,000	843,225,000
12. Procurement of 02 (Two) Nos. Tug Boat (70 ton BP/5000 BHP)	1,886,194,620	186,000
13. Construction of 2nd overflow Yard at old Dock Labor Colony of CPA	783,768,800	840,676,255
14. Const. of (150 bed) Hospital	35,707,004	35,707,004
15. Matarbari Port Development Project	3,202,315,624	822,397,660
16. Procurement of Necessary Equipment for various Yards and Terminal for Chittagong Port	5,319,856,158	4,803,129,828
17. Construction of Sitakunda Terminal	3,705,000	3,705,000
18. Container Handling Equipment	56,733,345	131,075,096
19. Procurement of Gantry Crane with Container Handling Equipment	164,872	164,872
20. ICT at Pangaon	451,565,856	414,716,529
21. Patenga Container Terminal (PCT)	13,160,959,148	12,988,311,725
22. Karnafully Container Terminal (KCT)	56,390,000	56,390,000
23. Vessel Traffic Management Inf. System CPA (VTMIS)	35,756,218	35,756,218
24. Capital Dredging	2,539,048,779	2,539,048,779
25. NCT Op.& Mgt SOT Project	1,820,534	1,820,534
26. Port Efficiency Improvement (PEIP)	-	318,292
27. Procurement of Handling Equipment for NCT	6,926,000	6,926,000
28. NCT Back-up Facilities behind Berth No. 4 & 5	1,234,658,190	1,234,658,190
29. Others	21,941,761,562	20,361,600,351
71,988,694,532	65,306,964,691	

12.00 Investment in Shares

Opening Balance	21,543,860	14,712,880
Changes in Fair Market Value	4,203,680	6,830,980
25,747,540	21,543,860	

12.01 Chittagong Port Authority holds 5,254,600 number of shares of ICB Islami Bank Limited with a face value of BDT 10/- per share which market value was BDT 4.90/- as at 30 June 2022.



Amount in Taka	
30 June 2022	30 June 2021
87,207,253,339	114,826,048,844
8,174,512,226	7,217,394,864
(4,409,852,354)	(34,836,190,369)
90,971,913,211	87,207,253,339

13.00 Fixed Deposit Receipt

Opening Balance	87,207,253,339	114,826,048,844
Investment during the Year	8,174,512,226	7,217,394,864
Encased during the Year	(4,409,852,354)	(34,836,190,369)
	90,971,913,211	87,207,253,339

Fixed Deposit Receipts

Name of the Bank	Branch Name	Tenure		
Sonali Bank Limited	Port	1 year	11,150,200,000	12,250,200,000
Janata Bank Limited	Port	1 year	15,200,000,000	15,300,000,000
Agrani Bank Limited	Port	1 year	4,589,950,000	4,439,950,000
Bangladesh Krishi Bank Limited	Agrabad	1 year	3,016,450,000	2,873,250,000
Investment Corporation of Bangladesh	Agrabad	1 year	724,950,000	724,950,000
BASIC Bank Limited	Agrabad	1 year	2,622,450,000	2,629,250,000
Rupali Bank Limited	Agrabad	1 year	2,275,000,000	2,125,000,000
Bangladesh Development Bank	Agrabad	1 year	1,250,000,000	1,000,000,000
Sonali Bank Limited	Pangaon ICT	1 year	150,000,000	150,000,000
Arab Bangladesh Bank Limited	Agrabad	1 year	513,700,000	513,700,000
Arab Bangladesh Bank Limited	CDA Avenue	1 year	500,000,000	500,000,000
Arab Bangladesh Bank Limited	Andarkilla	1 year	200,000,000	200,000,000
Arab Bangladesh Bank Limited	CEPZ	1 year	150,000,000	100,000,000
Arab Bangladesh Bank Limited	Khatungonj	1 year	100,000,000	100,000,000
Arab Bangladesh Bank Limited	Khulshi	1 year	200,000,000	150,000,000
Arab Bangladesh Bank Limited	Station Road	1 year	100,000,000	-
Arab Bangladesh Bank Limited	Port	1 year	100,000,000	-
National Bank Limited	Agrabad	1 year	109,100,000	109,100,000
National Bank Limited	Halishahar	1 year	50,000,000	50,000,000
IFIC Bank Limited	Agrabad	1 year	99,200,000	99,200,000
NCC Bank Limited	Agrabad	1 year	116,600,000	116,600,000
Southeast Bank Limited	Agrabad	1 year	345,300,000	195,300,000
Southeast Bank Limited	Jubilee Road	1 year	100,000,000	100,000,000
Southeast Bank Limited	Oxygen More	1 year	50,000,000	50,000,000
ICB Islami Bank Limited	Agrabad	1 year	49,358,835	49,358,835
AL-Arafah Islami Bank Limited	Agrabad	1 year	-	367,700,000
Social Islami Bank Limited	Agrabad	1 year	1,314,450,000	914,450,000
Social Islami Bank Limited	Khatungonj	1 year	100,000,000	100,000,000
Dhaka Bank Limited	Agrabad	1 year	1,064,650,000	1,064,650,000
Dhaka Bank Limited	Andarkillah	1 year	100,000,000	50,000,000
Dhaka Bank Limited	CDA Avenue	1 year	100,000,000	-
Dhaka Bank Limited	Jubilee Road	1 year	50,000,000	-
Mercantile Bank Limited	Agrabad	1 year	44,800,000	44,800,000
EXIM Bank Limited	Agrabad	1 year	505,600,000	505,600,000
EXIM Bank Limited	Jubilee Road	1 year	200,000,000	200,000,000
EXIM Bank Limited	Halishahar	1 year	100,000,000	50,000,000
EXIM Bank Limited	Pahartali	1 year	225,000,000	150,000,000
One Bank Limited	Agrabad	1 year	1,012,810,000	1,012,810,000
Premier Bank Limited	Agrabad	1 year	1,660,000,000	1,660,000,000
Standard Bank Limited	Agrabad	1 year	695,050,000	695,050,000
Mutual Trust Bank Limited	Agrabad	1 year	150,000,000	100,000,000
Trust Bank Limited	Agrabad	1 year	100,000,000	30,000,000
Trust Bank Limited	Neval Base	1 year	30,000,000	-
First Security Islami Bank Limited	Agrabad	1 year	1,051,500,000	951,500,000
First Security Bank	Jubilee Road	1 year	350,000,000	400,000,000
First Security Islami Bank	Khatungonj	1 year	180,000,000	180,000,000
Jamuna Bank Limited	Agrabad	1 year	-	70,050,000
N R B Commercial Bank	Agrabad	1 year	450,000,000	350,000,000



Name of the Bank	Branch Name	Tenure	Amount in Taka	
			30 June 2022	30 June 2021
Padma Bank Limited	Khatungonj	1 year	1,846,750,000	1,846,750,000
Madhumoti Bank Limited	Agrabad	1 year	700,000,000	900,000,000
SBAC Bank Limited	Agrabad	1 year	1,070,000,000	850,000,000
SBAC Bank Limited	Khatungonj	1 year	50,000,000	230,000,000
SBAC Bank Limited	Jubilee Road	1 year	50,000,000	-
N R B Global Bank Limited	Agrabad	1 year	1,000,000,000	1,050,000,000
N R B Bank Limited	Agrabad	1 year	300,000,000	300,000,000
N R B Bank Limited	O.R. Nizam Road	1 year	50,000,000	50,000,000
Union Bank Limited	Agrabad	1 year	640,000,000	490,000,000
Union Bank Limited	Kumira	1 year	200,000,000	200,000,000
Union Bank Limited	Bandartila	1 year	100,000,000	50,000,000
Union Bank Limited	O.R. Nizam Road	1 year	300,000,000	200,000,000
Union Bank Limited	Jubilee Road	1 year	150,000,000	50,000,000
Union Bank Limited	Khatungonj	1 year	100,000,000	50,000,000
Union Bank Limited	Laldighi	1 year	200,000,000	100,000,000
Union Bank Limited	Kadamtali	1 year	200,000,000	-
Meghna Bank Limited	Agrabad	1 year	550,000,000	350,000,000
Meghna Bank Limited	Jubilee Road	1 year	150,000,000	-
Shimanto Bank Limited	Agrabad	1 year	130,000,000	80,000,000
Eastern Bank Limited	Agrabad	1 year	50,000,000	-
Eastern Bank Limited	CDA Avenue	1 year	100,000,000	-
Eastern Bank Limited	Khulshi	1 year	30,000,000	-
The City Bank Limited	Probortok More	1 year	90,000,000	-
Brac Bank Limited	Agrabad	1 year	50,000,000	-
Brac Bank Limited	CDA Avenue	1 year	40,000,000	-
United Commercial Bank Ltd.	Agrabad	1 year	300,000,000	-
			61,692,868,835	59,519,218,835

Pension Fund:

Name of the Bank	Branch Name	Tenure		
Sonali Bank Limited	Port	1 year	21,076,619,383	20,487,190,877
Janata Bank Limited	Port Corporate	1 year	4,725,981,869	4,584,822,548
Rupali Bank Limited	Chandgaon	1 year	40,000,000	40,000,000
First Security Islami Bank Limited	Agrabad	1 year	340,780,136	428,867,876
First Security Islami Bank Limited	Khatungonj	1 year	287,957,021	277,529,096
First Security Islami Bank Limited	Kadamtali	1 year	20,000,000	20,000,000
N R B Global Bank Limited	Agrabad	1 year	110,332,307	110,332,307
N R B Global Bank Limited	Khatungonj	1 year	69,597,149	69,597,149
NRB Bank Limited	Agrabad Corporate	1 year	-	50,000,000
Social Islami Bank Limited	Andarkilla	1 year	234,736,000	173,217,065
Social Islami Bank Limited	Agrabad	1 year	130,024,966	75,747,366
Arab Bangladesh Bank Limited	Jubilee Road	1 year	207,481,942	203,627,927
Arab Bangladesh Bank Limited	Khulshi	1 year	230,890,526	218,401,633
Arab Bangladesh Bank Limited	Station Road	1 year	81,027,285	78,232,285
Union Bank Limited	Agrabad	1 year	167,374,720	15,788,535
Union Bank Limited	Laldighi	1 year	625,294,009	543,827,087
Union Bank Limited	Nijam Road	1 year	50,942,853	-
Union Bank Limited	Bandartila	1 year	50,000,000	-



Name of the Bank	Branch Name	Tenure	Amount in Taka	
			30 June 2022	30 June 2021
			Meghna Bank Limited	Agrabad
Meghna Bank Limited	Jubilee Road	1 year	52,859,583	-
SBAC Bank Limited	Khatungonj	1 year	32,472,975	83,152,898
SBAC Bank Limited	Agrabad	1 year	88,602,566	-
EXIM Bank Limited	Jubilee Road	1 year	176,768,996	118,864,506
Southeast Bank Limited	Oxygen More	1 year	62,148,964	58,835,349
One Bank Limited	Agrabad	1 year	56,829,697	-
Eastern Bank Limited	Nijam Road	1 year	106,892,679	-
Eastern Bank Limited	Agrabad	1 year	100,000,000	-
			29,279,044,376	27,688,034,504
			90,971,913,211	87,207,253,339

14.00 Stores

Opening Balance	7,307,243	60,382,616
Addition during the year	-	10,528,935
	7,307,243	70,911,551
Adjustment during the year	-	(63,604,308)
	7,307,243	7,307,243

15.00 Debtors

Port Charges Due	1,732,459,093	1,755,970,930
Jetty Charges Due	790,639,663	802,993,081
Other Debtors	118,567,741	118,567,741
Govt. Credit Notes	156,642,500	152,413,138
	2,798,308,997	2,829,944,890

Debtors Balance is made up as follows:

Government Organizations	15.01	889,318,346	829,110,656
Enlisted Shipping Parties		1,342,399,475	1,456,610,462
Non-Enlisted Parties		444,177,076	421,809,671
Pre-Liberation Dues		4,038,527	4,038,527
Receivable from Bangladesh Railway		31,849,923	31,849,923
Others		86,525,650	86,525,651
		2,798,308,997	2,829,944,890



		Amount in Taka	
		30 June 2022	30 June 2021
15.01 Government Organizations			
	Bangladesh Shipping Corporation	622,071,315	582,077,534
	Jamuna Oil Company Ltd.	845,530	845,530
	Meghna Petroleum Ltd.	503,125	503,125
	Bangladesh Inland water Transport Authority	682,302	517,791
	Bangladesh Fisheries Development Corporation	1,794,513	1,794,513
	Bangladesh Railway, Chittagong	396,960	396,960
	Bangladesh Navy	53,555,184	46,299,314
	Bangladesh Inland Water Transport Corporation	17,583,676	12,723,996
	Commissioner of Customs	6,155,457	6,155,457
	Controller of Food, Chittagong	8,630,421	8,630,421
	Deputy Commissioner, Chittagong	312,298	312,298
	Marine Academy, Chittagong	504,926	504,926
	Bangladesh Sugar and Food Industries Corporation	1,015,377	1,015,377
	Dry Dock & Heavy Steel Structure Works Ltd.	202,939	202,939
	Chief Engineer (R & H), Dhaka	142,025	142,025
	Marine Fisheries Department	539,407	539,407
	Marine Fisheries Rech. Mgt. & Department PJT, Ctg.	294,192	294,192
	Bangladesh Army-Embarkation	167,028	167,028
	Trading Corporation of Bangladesh	679,583	679,583
	Marine Fisheries Academy, Ctg	309,061	166,464
	Other Government Organizations	172,933,027	165,141,776
		889,318,346	829,110,656
16.00 Advance, Deposits and Pre-payments			
	Advance	16.01 14,743,817,996	11,197,113,970
	Deposits	16.02 25,258,671	15,258,671
	Pre-payments	16.03 545,584,381	1,270,672,265
		15,314,661,048	12,483,044,906
16.01 Advance			
	Advance to Bangladesh Railway	175,345,144	175,345,144
	Advance for Supplies and Services	128,859,152	103,050,661
	Advance to Employees for House Building and Others	57,020,361	61,672,580
	Advance to CPF Fund	31,766	31,766
	Advance to Others	16.04 8,224,963,339	6,060,642,580
	Advance Income Tax -Against Corporate Tax	6,157,598,234	4,795,804,795
	Advance income Tax- Against Employees Tax	-	566,444
		14,743,817,996	11,197,113,970
16.02 Deposits			
	Opening Balance	15,258,671	15,258,671
	Addition During the Year	10,000,000	-
	Adjustment During the Year	-	-
		25,258,671	15,258,671
16.03 Pre-payments			
	Opening Balance	1,270,672,265	715,642,437
	Addition During the Year	465,984,933	820,200,029
	Capitalized During the Year	(1,191,072,817)	(265,170,201)
		545,584,381	1,270,672,265

16.04 Advances-others are comprised of advance given to Deputy Commissioner of Chittagong for land acquisition , BIWTA (for Pangaon Container Terminal), PDB, TSS, RAJUK, amount of advance transferred from DWMB and the remaining amount was paid to different parties as advance.



Amount in Taka	
30 June 2022	30 June 2021

17.00 Cash and Cash Equivalents

Short Term Deposit Account with Sonali Bank Ltd. Port Branch		19,957,894	529,543,930
Cash in Hand		(360,567,445)	(675,836,361)
Cash in Transit	17.01	844,217,660	512,288,938
Cash at Banks (Imprest)		2,480,604	3,080,144
		<u>506,088,713</u>	<u>369,076,651</u>

17.01 Cash In Transit

Bank Name	Branch		
Brac Bank Limited	Agrabad	22,673,790	8,713,799
NRBC Bank Limited	Agrabad	28,140,156	13,813,698
Agrani Bank Limited	Agrabad	249,313	2,602,712
Prime Bank Limited	Agrabad	316,161	79,842
One Bank Limited	ICD	-	14,972,068
One Bank Limited	Agrabad	618,285,617	288,674,069
Janata Bank Limited	Agrabad	174,552,623	183,432,751
		<u>844,217,660</u>	<u>512,288,938</u>

18.00 Creditors and Accruals

Payable for Goods and Services		427,126,272	395,020,987
Current Portion of Long Term Loan		48,707,820	48,707,820
For Other Finance	18.01	40,830,669,846	40,764,007,588
		<u>41,306,503,938</u>	<u>41,207,736,395</u>

18.01 For Other Finance

Provision for Income Tax (Corporate)		5,510,000,000	4,400,000,000
Deduction at Source (VAT, IT, GPF, CPF, GI, Housing Fund for Stevedoring Staff etc.)		195,110,103	162,612,248
Sundry Credit Balance		32,953,699,409	34,399,104,534
Advance Received by Estate Branch from Parties		14,907,752	14,907,752
Earnest Money Received from Contractors, Suppliers etc.		9,279,403	9,279,403
Security Deposits from Contractors, Suppliers etc.		1,920,815,307	1,724,933,911
Provision for Unforeseen Income		95,819,364	53,169,740
		131,038,508	-
		<u>40,830,669,846</u>	<u>40,764,007,588</u>



Note(s)	Amount in Taka	
	01 July 2021 to 30 June 2022	01 July 2020 to 30 June 2021
19.00 Dues and Charges		
On Vessels	4,967,988,618	4,996,773,637
On Cargo	29,623,028,994	24,805,941,546
	34,591,017,612	29,802,715,183
19.01 On Vessels		
Berth Hire Charges	598,343,594	757,930,084
Crane Charges	4,223,102	4,002,980
Gantry Crane Charges	1,307,971,922	1,199,660,124
Port Dues on Vessels	2,202,449,743	2,182,926,461
Port Dues on Country Crafts	20,546,822	18,149,631
Hire of Moorings	26,723,009	56,224,011
Berthing/Unberthing Charges	43,282,506	41,847,730
Fees for Shifting of Vssels with Night Charges	2,029,518	1,971,390
Pilotage Fees	332,492,106	330,805,232
Hire of Tugs	343,411,827	322,901,590
Water Supply	86,514,469	80,354,404
	4,967,988,618	4,996,773,637
19.02 On Cargo		
Landing Charges	507,537,838	536,532,645
Shipping Charges	8,854,365	6,676,531
Removal Charges	112,467,091	115,079,910
Hoisting Charges	836,436,753	828,254,709
Wharf Rent Charges	596,169,946	481,023,831
Terminal Charges on Inland River Traffic	202,905,381	155,894,453
River Dues:		
a) Import	3,603,079,224	3,491,663,616
b) Export	6,692,553	7,866,589
c) Inland River Traffic	13,462,990	8,052,570
Lift on/ Lift off Charges	1,916,506,791	1,794,236,744
Terminal Charges on Rail Borne Traffic	2,888,207	6,547,494
Stuffing/Unstuffing Charges	223,710,673	179,326,930
Loading /Discharging Charges	9,945,967,699	9,073,881,375
Storage Charges	10,364,242,140	6,770,866,374
Extra Container Service Charges	546,141,508	546,564,753
Transshipment / Re-shipment Charges	904,917	94,119,013
Other Charges	310,723,158	332,191,595
Transit Charges for ICD	312,892,253	257,279,705
Income from Pangaon	110,019,365	119,882,709
Charges for Changes of Status	1,426,142	-
	29,623,028,994	24,805,941,546
20.00 Miscellaneous Income		
School Fees	5,329,052	34,611,845
Recovery from Diet Charge	4,921	7,858
Security Income	149,318,640	140,244,331
Fines and Forfeiture	29,526,012	49,197,053
Recoveries of Electric Charges from		
a) Employees	17,605,328	17,157,415
b) Outsider	30,856,532	32,028,244
Hire of Chain Testing Shop	1,058,174	799,427
Hire of Mechanical Equipment	1,108,853	1,401,154
Miscellaneous Receipt	90,569,547	111,121,788
Recovery of Gas Charges from Employees	29,683,660	29,561,961
Enlistment & Renewal Fee	4,755,700	6,468,500
	359,816,419	422,599,576



Note(s)	Amount in Taka	
	01 July 2021 to 30 June 2022	01 July 2020 to 30 June 2021
21.00 Operating Expenses		
Salaries and Allowances	1,602,169,362	1,604,684,771
Overtime	759,372,122	749,035,467
Night Shift Allowances	82,361,010	82,181,350
Pilotage Allowance	2,036,200	645,000
Rest & Recreation Allowance	8,987,330	12,114,630
Risk Allowances	509,757	480,583
Victualling Allowances	326,788	397,628
Tiffin & Conveyance	45,080	206,120
Festival Bonus	37,004,898	25,005,306
Incentive Bonus	255,163,758	248,501,333
Liveries and Uniforms	34,255,785	35,934,540
Handling Contractors Charges	2,135,139,366	1,955,632,314
Handling Contractors Charges (ICD Dhaka)	62,300,000	69,919,722
Electricity Charges	566,737,144	657,005,200
Water Charges	24,768,294	28,751,226
Internet Charges	11,298,954	10,624,183
Postage, Telegram and Telephone	846,052	699,437
Printing and Stationery	12,289,419	10,616,448
Gas Expenses	63,106,129	61,419,406
Repairs and Maintenance	3,796,810,728	4,107,989,000
Petrol, Oil & Lubricants	1,126,515,970	885,428,618
Hire of Container Handling Equipment	165,775,190	140,311,349
Compensation under Labour Law-2013	450,000	300,000
Compensation for Goods Lost or Damaged	750,000	-
Contingencies	2,908,088	3,197,959
Entertainment	143,941	408,944
Depreciation	10.00 3,671,102,867	3,404,365,651
Daily Allowance to Military Personnel	5,145,343	9,579,705
Cleaning & Painting	135,490,463	146,949,118
ICD House Rent and Dormitory Rent	9,540,040	9,019,920
Honorarium for Tender Evaluation Committee	5,248,500	3,483,600
Interest on Foreign Loan	34,166,240	36,441,002
Lose on Fluctuation of Exchange Rate	20,507,130	17,043,480
CTMS Maintenance	73,772,351	91,653,160
Revenue Expenses for Pangaon	117,926,343	130,156,166
Outsourcing Expenses	67,900,295	56,477,449
Special Bonus (Arrear)	95,091,950	-
Covid-19 Related Expenditure	32,626,688	52,786,767
	15,020,589,575	14,649,446,552
22.00 Administrative and General Expenses		
Salaries and Allowances	303,702,369	319,524,153
Tiffin & Conveyance	29,900	600,537
Liveries and Uniforms	16,514,130	7,845,250
Festival Bonus	229,184,025	192,021,013
Incentive Bonus	33,451,620	35,665,667
Bangla Nabobarsha Bonus	19,529,689	18,391,436
TA /DA	10,427,470	6,599,213
Honorarium	6,211,920	4,582,225
Group Insurance	26,651,096	26,566,615
Hospital Expenses	216,249,213	203,084,666
Bad Debts Provision-General (Note-8)	25,000,000	25,000,000
Insurance Provision-General (Note-8)	50,000,000	50,000,000
Printing and Stationery	22,806,173	15,680,259
Amortization of Deferred Expenditure	293,774,770	271,114,107



Note(s)	Amount in Taka	
	01 July 2021 to 30 June 2022	01 July 2020 to 30 June 2021
Pension and Gratuity	1,200,089,741	1,341,501,200
Office Rent	645,000	2,580,000
Postage, Telegram and Telephone	165,524	196,077
Advertisement and Publicity	54,909,000	64,682,706
Municipal Tax	424,687,500	355,500,000
Civil Defence Expenses (Ansar)	242,718,177	219,654,552
Audit Fees	625,000	674,900
Legal and Consultancy Fees	15,874,700	17,762,128
Books and Periodicals	525,542	438,327
Training	17,192,203	14,669,648
Entertainment	4,469,303	8,104,934
Bank Charges	32,070,668	36,443,990
Welfare and Statutory Expenses	43,143,679	47,672,085
Sports/Recreation	10,000,000	-
Port Promotion Expenses	16,623,180	5,007,246
Contingencies	2,695,205	3,144,615
Land Development Tax	23,111,609	22,710,490
Contribution to Benevolent and staff fund	6,000,000	-
Depreciation	10.00	83,910,923
Expenses of Eviction	199,433	69,151,177
GPF Contribution	79,031,151	1,850,232
Payment to National Exchequer	800,000,000	80,198,602
Entertainment for Selection Committee.	568,000	800,000,000
Examination Expenses for Recruitment.	687,216	1,516,622
Participation in Development Fair in Chattogram Division	26,600	2,351,402
Linen, Crockeries & Others House Holds for Dhaka & Chattogram Rest House	2,128,074	-
Celebration of Mujib Year	23,381,303	321,552
National Good Governance Strategy Implementation	46,930	5,197,691
Contribution to labour Welfare fund	280,000,000	-
Adjustment to Pre-Payments	26,385,962	-
	4,645,443,998	4,278,005,317
23.00 Interest Income		
Interest Accrued on Investment in Fixed Deposit with Bank (with Pension Fund)	5,262,221,586	5,739,603,856
Add: Interest on STD	11,215,128	48,973,596
	5,273,436,714	5,788,577,452
23.01 Interest Income on FDR		
The accounting policy of interest income on FDR has been modified in the current year (Note No. 03.11) in compliance with IFRS-15 (Revenue from Contracts with Customers); accordingly previous year's interest income has been restated in the Statement of Profit or Loss and Other Comprehensive Income.		
Though accrued interest on FDR had been credited to equity capital under various accounts (Note No. 05.00, 06.00 and 08.00) over the years, however, income tax had been all along computed and charged considering such accrued interest as income. As a result, there had been no shortfall in income tax charge/ payment/provision as of 30 June 2021 because of direct transfer of interest accruals to the equity capital account instead of revenue account. Therefore, there is no need to restate equity capital under various heads: reserve and fund (Note No. 05.00), un-appropriated surplus (Note No. 06.00) and Provision Account (Note No. 08.00) in the Balance Sheet as of June 30 2021.		
24.00 Profit/Loss on Sale of Operating Assets:		
Sales	924,200	3,232,995
Written Down Value	24.01	997
	924,200	3,231,998
24.01 Written Down Value		
Deletion During the Year	3,899,711	103,190,757
Accumulated Depreciation	3,899,711	103,189,760
	-	997



Note(s)	Amount in Taka	
	01 July 2021 to 30 June 2022	01 July 2020 to 30 June 2021

25.00 Prior Year's Adjustment

Credit Balance:

Other Receipts & Adjustments Related to Previous Years

5,060,272	38,116,433
<u>5,060,272</u>	<u>38,116,433</u>

Debit Balance:

Adjustment for Income Tax

Other Adjustments Related to Previous Year

12,923,091	91,172,739
4,541,640	65,189,237
<u>17,464,731</u>	<u>156,361,976</u>
<u>(12,404,459)</u>	<u>(118,245,543)</u>

